

REAR-VIEW CAMERA HD

USER MANUAL

MRC1990AHQ - MRC1880AHQ - MRC1950AHQ



MACROM

Table of contents

Warranty	3
Safety information	3
Specifications	3
Product overview	4-5
Connection diagram	6
Installation	6
Declaration of Conformity	7

Warranty

Thank you for purchasing this Macrom product.
If the product requires assistance, please refer to the store where it was purchased or the local distributor in your country.

The warranty does not cover accidental damage due to inappropriate use or installation, incorrect connections to the power supply or polarity inversions, as well as cutting or tampering with the connection cables.

Safety information

Before starting with the installation, disconnect the cable from the negative terminal of the battery to avoid short circuits during installation. This product must be properly installed by an authorized Macrom installer. Improper installation can damage the unit and / or the vehicle. Check the electrical connections and vehicle driveability before installation.

The installation of this product may not be suitable for some types of vehicles .

Specifications

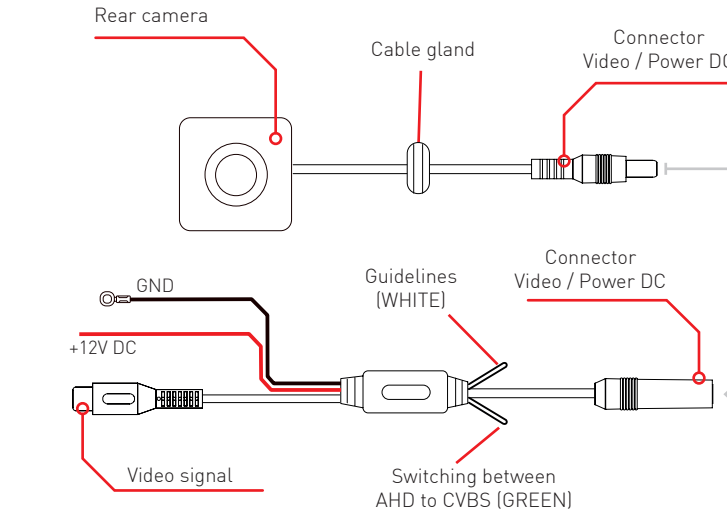
- AHD/CVBS compatible solution
- 1/3" NTSC/PAL color CMOS camera
- IP68 water resistant
- Horizontal viewing angle of 150°
- Nighttime sensitivity 0.1 Lux
- Resolution:
 - AHD1920*1080P
 - CVBS 733*493P
- Parking guidelines (On/Off)
- Operating voltage from 9 to 16 Volts =

Product overview

Front view

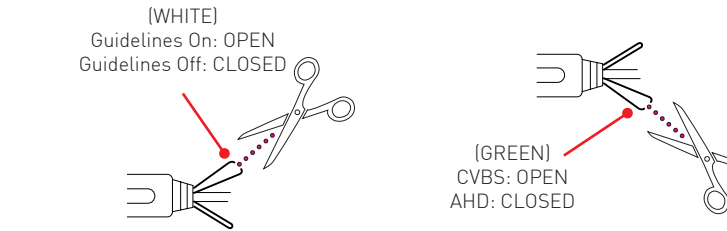


Wiring and Settings

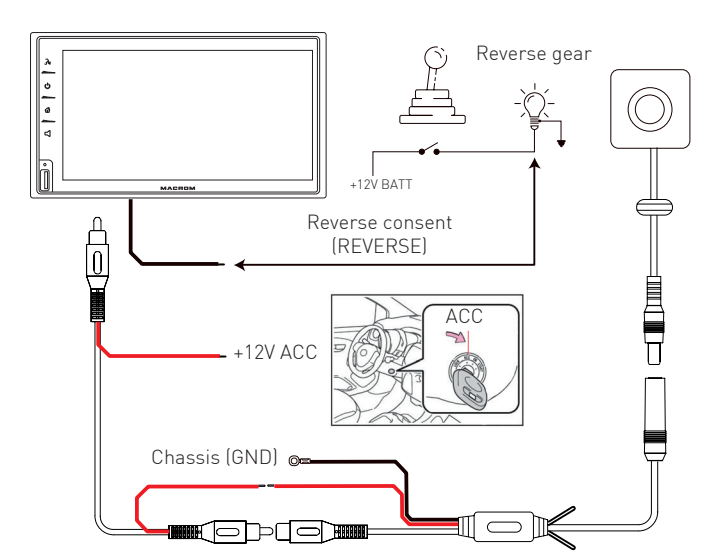


- To activate the guidelines or the switching between high resolution and composite video, cut the following links respectively:

- White wire for Guideline On/Off (Factory setting Off)
- Green wire for AHD/CVBS (Factory setting AHD)




Connections Diagram



Installation

- Before drilling holes in the car, make sure there are no cables or mechanical and / or electronic components of the car.
- To ensure water resistance, make sure you insert the rubber grommet correctly into the hole for the passage of the cable.
- Connect the + 12V power supply wire to the car key ACC service.
- In order to view the rear-view camera image, the monitor must be provided with the REVERSE consent coming from the car's reverse light.

Declaration of Conformity


 The manufacturer GMA ITALIA s.r.l. declares that the type of Rear Camera models MRC1990AHQ - MRC1880AHQ - MRC1950AHQ brand Macrom - are complies with Directive 2014/53 / EU.

The full text of the EU Declaration of Conformity is available at the following Internet address:
www.macrom.it, or at

GMA ITALIA s.r.l. - V. Di Vittorio, 7/33 Rho - 20017 (MI) Italy

Made in China by
GMA ITALIA s.r.l. - V. Di Vittorio, 7/33 Rho - 20017 (MI) Italy

Information for users of domestic equip

 This product bears the selective sorting symbol for waste electrical and electronic equipment (WEEE). This means that this product must be handled to the local collecting points or given back to retailer when you buy a new product, in a ratio of one to one (or one to zero if the external dimension is less than 25 cm) pursuant to European Directive 2012/19/EC in order to be recycled or dismantled to minimize its impact on the environment.

For further information, please contact your local or regional authorities. Electronic products not included in the selective sorting process are potentially dangerous for the environment and human health due to the presence of hazardous substances. The unlawful disposal of the product carries a fine according to the legislation currently in force.



G.M.A ITALIA s.r.l.
V. Di Vittorio, 7/33 Rho - 20017 (MI) Italia

w w w . m a c r o m . i t